

# LED Highbay Light

www.everbrightlights.com

## Applications

### 200W LED Highbay Light

- Warehouses, parking lots, plazas, supermarkets
- Manufacturing plants, schools, institutions
- Multi-use facilities, gyms, arenas



## Features

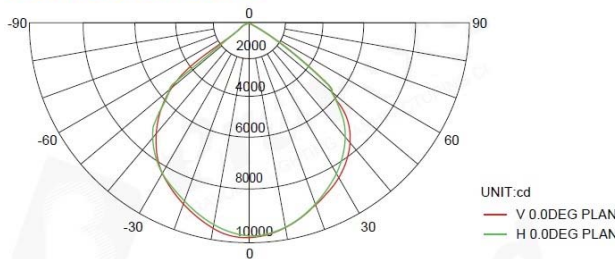
- 200W LED Highbay Light, equivalent with 800W HID.
- Die cast aluminum housing with power coated finish for corrosion resistance
- Thermal conductivity brass heat sinks



## Order Code

Product Code	Chip	Color	Color Temp.	Volts	Watts	Rated Lumens	Initial	Rated (hours)	Life	CRI	Beam Angle
E450200W	Samsung	White	5000K	100~277VAC	80	17,000		50,000	75	90°	
E450200WW	Samsung	Warm White	3000K	100~277VAC	80	15,000		50,000	80	90°	

## Distribution curve

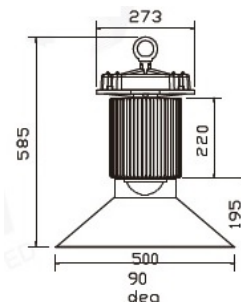
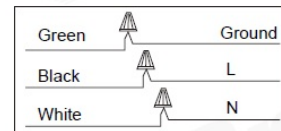
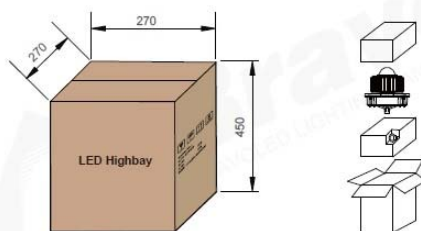


## Warning

- Working temperatures: -25°C and +40°C (-13°F to 104°F)
- The flood light can ONLY be mounted vertically and facing downwards in the good ventilated area.
- The flood light can ONLY be installed by the professional. It Must be grounded.

## Packaging

Carton Size (mm)	G.W/Carton	Quantity
270x270x450	9.3 KG	1



Information provided is subject to change without notice.