

LED Highbay Light

www.everbrightlights.com

Applications

150W LED Highbay Light

- Warehouses, parking lots, plazas, supermarkets
- Manufacturing plants, schools, institutions
- Multi-use facilities, gyms, arenas



Features

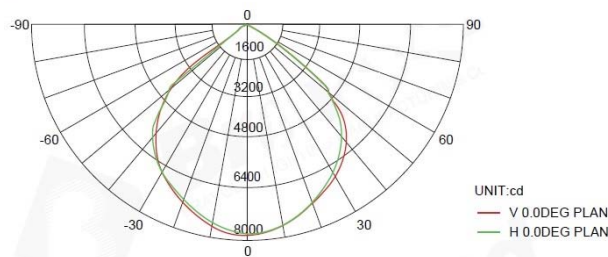
- 150W LED Highbay Light, equivalent with 500W HID.
- Die cast aluminum housing with power coated finish for corrosion resistance
- Thermal conductivity brass heat sinks



Order Code

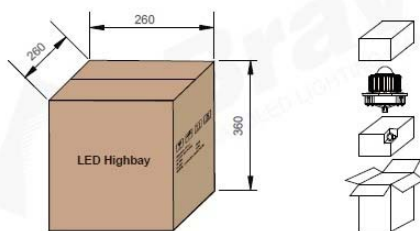
Product Code	Chip	Color	Color Temp.	Volts	Watts	Rated Lumens	Initial	Rated (hours)	Life	CRI	Beam Angle
E450150W	Samsung	White	5000K	100~277VAC	150	13,600		50,000	75	90°	
E450150WW	Samsung	Warm White	3000K	100~277VAC	150	11,000		50,000	80	90°	

Distribution curve



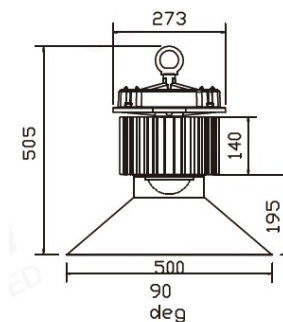
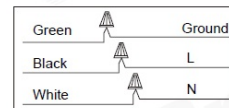
Packaging

Carton Size (mm)	G W/Carton	Quantity
260x260x360	7.7KG	1



Warning

- Working temperatures: -25°C and +40°C (-13°F to 104°F)
- The flood light can ONLY be mounted vertically and facing downwards in the good ventilated area.
- The flood light can ONLY be installed by the professional. It Must be grounded.



Information provided is subject to change without notice.